

MASSACHUSETTS
SCHOOL BUS DRIVER SAFETY COMPETITION



SCHOOL BUS DRIVER
SAFETY COMPETITION

To Qualify for the National School Transportation Association's

School Bus Driver International Safety Competition

~~ALL BUS DRIVERS QUALIFY FOR ENTRY FORMS AND ADDITIONAL INFO.~~

SPONSORED BY THE SCHOOL TRANSPORTATION ASSOCIATION OF MASSACHUSETTS

AWARDS

Each contestant will receive a certificate of participation. Prizes for 1st, 2nd, 3rd, 4th, 5th, and 6th place will be awarded. Cash awards of \$200, \$150, and \$50 will also be presented to the winners. First place winner receives an expense paid trip to the NSTA's School Bus Driver International Convention.

COMPETITION EVENTS

Each of the following sections includes the title of the event, the purpose of the event, a description of the course, special instructions, and the scoring and judging procedures. The better the contestants understand this information, the more successful they will be.

The events will not necessarily occur in the same sequence as they appear here.

Written Examination:

Total Possible Score: 100 Points

PURPOSE OF TEST: There are many laws, rules, and regulations with which a school bus driver must become thoroughly familiar. These have been established as a result of years of study and experience. Contestants are encouraged to study these regulations. Any questions referring to traffic laws will comply with the National Uniform Vehicle Code or DOT Standard 17. The purpose of this test is to determine the extent of the contestant's familiarity with these important guidelines of safe driving.

INSTRUCTIONS: The test will include 50 questions. The questions will be true or false and multiple choice. The questions will be based upon the publications mentioned above and upon common driver knowledge. Please read the questions carefully. If True or False, mark the question as per the sample below:

Mark "T" for True

Mark "F" for False

1. When changing lanes, it is necessary to check the lane being entered for approaching traffic.

___ T ___

2. Children on the bus are permitted to hang out the windows to keep from getting car sick

___ F ___

On multiple choice questions, answer in the following manner:

1. A stop sign means:

- a. Slow down to at least 10 m.p.h.
- b. Slow down to at least 5 m.p.h.
- c. Proceed cautiously if there is no traffic within 100 yards.
- d. Come to a complete stop.

___ d ___

REGULATIONS

Contestants are to report to the designated area by 9:00 a.m. for the written evaluation. A judge will be at the entrance to the written exam room and will evaluate each contestant's appearance according to the guidelines written in this manual. Those deemed inappropriate will not be allowed to compete. Late arrival could disqualify a contestant. Contestants are to report by 10:00 a.m. to the cafeteria for instructions. Contestants should please note that as was the case for the past two years, there will be no "walk through," or explanatory tour of the course by event officials. Contestants should become aware of the details and procedures of each event by studying this manual. Due to the need to wrap up the event and remove the equipment, we are unable to allow observers the opportunity to drive the course after the event.

2. Contestants will be divided into two groups by numbers. Those who will perform the pre-trip inspection first will report to the lead judge in the cafeteria and will be required to remain in the fenced pre-trip area thereafter. Upon completion of the pre-trip, those contestants may return to the cafeteria to a designated area and wait for the remainder of their group to complete the event. Those contestants who will drive first, will report to the designated waiting area outside the building and remain there until their number is called for driving. When both groups have completed their portion of the events, the two will swap places. More detail is provided in the actual description of the events.

3. Any driver who knowingly accepts signals from spectators may be automatically disqualified. All spectators will be required to stay a minimum of 20 feet from any of the contest areas.

4. In all events, the bus doors must be kept closed unless rules and regulations of the competition event require they be opened. It shall be assumed that the driver has pupil passengers on board from the start of the contest, and he or she must conduct him or herself accordingly.

5. Each competition contestant will be required to maintain proper driving position at all times except when the competition Rules and Regulations require the contestant to leave the seat of the vehicle. Proper driving position is being firmly in the seat with feet firmly planted on the floor or on the controls. The contestant will not be permitted to put his head out the bus window. Seat belts must be worn and snugly fastened (except, if the shoulder strap does not fit properly it may be placed behind the contestant, but the lap belt must be used) during the competition. There will be a complete disqualification in the event any infraction concerning the above occurs.

6. The requirements for PERSONAL APPEARANCE are as follows: Contestants will be judged "only" on personal appearance. THERE WILL NO LONGER BE AN INTERVIEW! Contestants appearance will be based on neatness, cleanliness and appropriate dress. A driver may be disqualified for dress that is not acceptable (i.e. torn jeans, dirty or ripped clothing, in need of a shave, too-short shorts, T-shirts with inappropriate statements on them). Remember, you will not only represent yourself but also your company, and the school bus industry.

REGULATIONS

(Continued)

7. An extra bus identical to those being used for Pre-Trip Inspection will be available prior the start of the competition for contestants to become familiar with controls, lights, etc. In addition, once the events begin, while six contestants are performing the pre-trip event, the next six will be accompanied by a Judge to the extra bus and allowed to ask questions about controls and again become familiar with that style of bus. Once at the actual pretrip buses, no time will be provided for familiarization, the actual event will begin immediately.

8. The time limit for completion of the bus inspection test is SIX (6) MINUTES. Do not start the engine for air or vacuum test, as contestants may inform the Judge verbally as to these inspection procedures. Contestants will, however be required to activate all lights or other electrical accessories. Under the hood is off-limits

9. A bus identical to those used for the driving events will be stationed near the start line. At any time, contestants may board the bus and become familiar with controls, switches, etc. When called to drive, the contestant will be allowed to have mirrors and seat adjusted and be ready to drive. Mirrors can only be adjusted to provide the driver vision that would be normally required for safely operating the vehicle and getting maximum field of vision. No mirror adjustments will be made to see the ground only.

10. To assist the Judges, at any event that requires definite use of the mirrors as part of the event, i.e., the STUDENT LOADING, the contestant MUST use his right hand and physically point to each mirror as he completes the "mirror check". Failure to do so will be deemed by the judges as a failure to perform a mirror check.

11. If a driver may feel the need to bring a pillow or back support to aid in the seat adjustment, they may do so.

12. The score sheets and event set ups are enclosed to aid all drivers in preparation for the competition.

13. Lunch Program: The lunch program this year will be the same as past years. Due to the projected time constraints, the Competition Committee has decided to continue the Competition through the lunch hours. Lunch will be available from 11:30 a.m. to 1:30 p.m. During this time lunches will be distributed to the judges. If the judges choose to take a half hour for lunch, they may do so. They may also decide to just "eat on the job."

The contestants **MUST** check with the judges before they go off for lunch. The contestants for Vehicle Inspection will check with the Pre-Trip Lead Judge and the contestants for the Driving Portion will check with the starters. It is the CONTESTANTS responsibility to ensure that they are in the designated area at all times. Contestants could jeopardize their turn if they are unavailable when called.

PLEASE WATCH FOR YOUR TURN!!

Pre-Trip Inspection Test

Maximum Score: 75 points

PURPOSE OF TEST: A school bus driver is required by law to make a daily inspection of his/her bus before transporting pupils. A school bus found unsafe shall not be used for the transportation of pupils until such defects are corrected. Such inspection should be planned and conducted in a systematic and logical manner to insure that all defects are noted. The purpose of this test is to evaluate the contestant's efficiency in conducting this inspection.

A time limit of six minutes will be enforced for each contestant. Contestants failing to complete this test within the time limit will receive 60 demerits. If any reasonable assistance is needed in checking the bus, the judge will assist in a way that does not violate the spirit of the test (e.g.; checking the operation of the stop lights).

INSTRUCTIONS: The Judge will have the six defects listed on his score sheet and will give points for each one the contestant discovers and clearly tells the judge about. There may be additional defects discovered, but only those predetermined by the judges will be awarded points. Under no circumstances will a contestant start the engine of the bus during this event.

PRE-TRIP INSPECTION

SCORE SHEET

CONTESTANT NAME: _____ **NUMBER:** _____

MAX. SCORE **75**
DEMERITS _____
SCORE EARNED _____

~~~~~

|                          | <b>DEMERITS</b>  |
|--------------------------|------------------|
| 1. _____                 | <b>+10</b> _____ |
| 2. _____                 | <b>+10</b> _____ |
| 3. _____                 | <b>+10</b> _____ |
| 4. _____                 | <b>+10</b> _____ |
| 5. _____                 | <b>+10</b> _____ |
| 6. _____                 | <b>+10</b> _____ |
| <b>BONUS FOR ALL SIX</b> | <b>+15</b> _____ |
| <b>TOTAL SCORE</b>       | _____            |

**OFFICIAL SCOREKEEPER.** \_\_\_\_\_

## **Height Judgment**

Maximum Score: 25 points

**PURPOSE OF TEST:** To test the perception of the contestant relating to the clearance height needed for his/her vehicle to safely pass under a stationary object.

**INSTRUCTIONS:** Contestant will board a secured bus in a designated area. The Judges will lower the bar on the uprights until the contestant blows the horn to stop. Pole vault standards to be lowered until the exact height to clear the bus under the cross bar is reached.

**SCORING:** (+) or (-) 1 point per inch.

# HEIGHT JUDGMENT

## SCORE SHEET

CONTESTANT NAME \_\_\_\_\_ NUMBER \_\_\_\_\_

MAXSCORE 25

DEMERITS \_\_\_\_\_

SCORE EARNED \_\_\_\_\_

~~~~~

DEMERITS

* Note. Pole Vault Crossbars will be lowered until the driver signals by blowing the horn. This is expected to be the exact height for the bus to clear crossbar.

1" under or over	-1	_____
2" under or over	-2	_____
3" under or over	-3	_____
4" under or over	-4	_____
5" under or over	-5	_____
6" under or over	-6	_____
7" under or over	-7	_____
8" under or over	-8	_____
9" under or over	-9	_____
10" under or over	-10	_____
11" under or over	-11	_____
12" under or over	-12	_____

Other 1 demerit for each inch _____

OFFICIAL SCOREKEEPER: _____

Preparation to Drive

Each contestant may board the extra bus, which is identical to the driving buses, and familiarize himself with the controls, switches, etc. Once called to drive, he should only need to have the seat and mirrors adjusted and be ready to drive.

Time

An elapsed time will be kept for each contestant for the purpose of deciding any tie score. Time starts when the contestant begins the first event and ends when he completes the last event at the stop line. This does not include the vehicle inspection test.

~ ~ ~

BUS SPECIFICATIONS FOR THE MASSACHUSETTS SAFETY COMPETITION

School Bus Conventional – Type C

Riding Judge

Maximum Score: 25points

INSTRUCTIONS: There will be a Judge riding on board throughout the driving events with each contestant. The Judge **WILL NOT TALK** with the contestant, answer questions about events, or provide any directions or comments. The contestant is to ignore the Judge and drive as though only elementary students are on board.

SCORING: The riding Judge will evaluate the following and provide demerits for failure to perform: The proper driving position as described in the '**REGULATIONS**'. Failure to place the transmission in neutral and set the parking brake at events where an outside Judge must approach the vehicle to measure or mark. Contestant turning head around to look, when the event requires proper mirror usage. Using the **LEFT** foot on the service brake. The Judge will use a stop watch to time the contestant from leaving the starting line and will stop timing when the contestant blows the horn at the **STOP LINE** event. Time to complete the course will be used as a "tie" breaker should a tie occur.

FAILURE TO WEAR SEAT BELT, FAILURE TO TURN HEADLIGHTS ON, MOVING BUS WHILE DOOR IS OPEN, OR DRIVING WITH HEAD OUT OF THE WINDOW WILL RESULT IN TOTAL DISQUALIFICATION FROM THE COMPETITION.

RIDING JUDGE

SCORE SHEET

CONTESTANT NAME _____ **NUMBER** _____

OFFICIAL TIME _____

MAX SCORE 25

DEMERITS _____

SCORE EARNED _____

~~~~~

**DEMERITS**

Left foot on brake -5 \_\_\_\_\_

Not securing the bus:

    Student Loading -25 \_\_\_\_\_

    Back-up Test -25 \_\_\_\_\_

    Stop Line -25 \_\_\_\_\_

Not covering service brake at student loading. -5 \_\_\_\_\_

No mirror check (Hand signals only):

    Student Loading -10 \_\_\_\_\_

    Railroad crossing -10 \_\_\_\_\_

**NOT WEARING SEATBELT - TOTAL DISQUALIFICATION FROM COMPETITION.**

**HEADLIGHTS NOT ON - TOTAL DISQUALIFICATION FROM COMPETITION.**

**MOVED BUS WITH DOOR OPEN - TOTAL DISQUALIFICATION FROM COMPETITION.**

**DRIVING WITH HEAD OUT OF WINDOW - TOTAL DISQUALIFICATION FROM COMPETITION**

**IS BUS DRIVER DISQUALIFIED FROM COMPETITION? YES \_\_\_\_\_ NO \_\_\_\_\_**

**OFFICIAL SCOREKEEPER:** \_\_\_\_\_

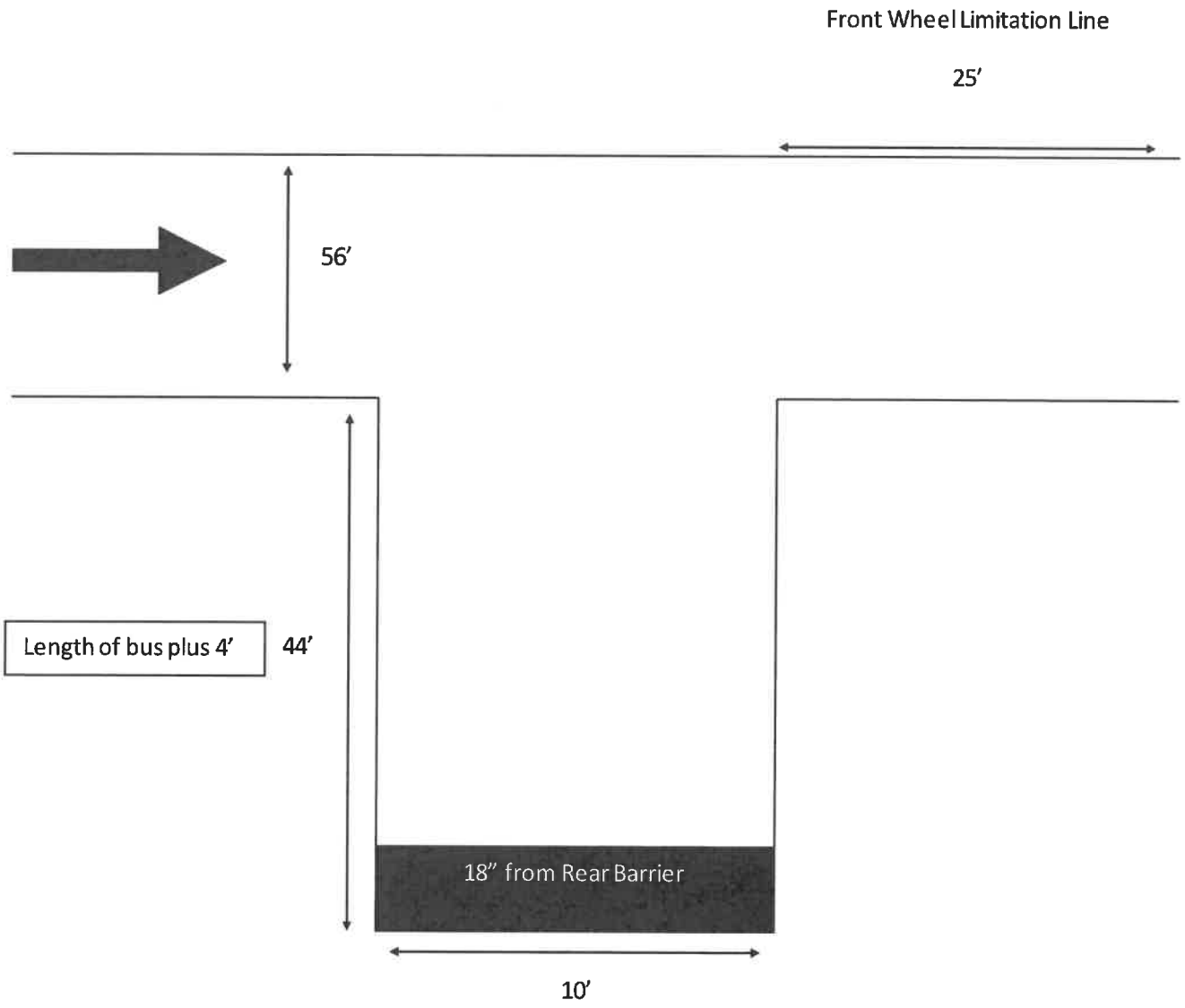
## **Back Up Test**

Maximum Score: 50 points

**INSTRUCTIONS AND SCORING:** Back parking stall is identified by parallel white lines on the pavement 10 feet apart. Each front corner will be marked by upright standards that will not interfere with the backing of the bus. In order to limit the driver to established maneuvering room, a front wheel limitation line will be placed on the pavement perpendicular to the parallel stall marker lines. The approach to the back-up stall will be made from the right hand side only. The distance from the front stall standards to the wheel limitation line will be 40 feet.

Each contestant will be permitted one back-up before demerits will be charged for excessive backing. If the bus touches a front stall standard twenty-five demerits will be given. If the bus touches a side marker line ten demerits will be given. Five demerits will be given for each instance of backing more than twice. Upon completion of the test, the bus should be parked as nearly in the center of the 10 foot stall as possible (both ends of the bus). Two demerits will be given for each inch or fraction thereof, the bus is off the two inch center line. Centering will be determined by the relationship of the center of the front and rear bumpers to the center of the stall, but with only the single greatest distance off center (front or rear) being used to compute demerits. Two demerits will also be given for each 1 inch or fraction thereof that the bus is parked in excess of 18" from the rear barrier. Contestant will sound horn upon completion of parking maneuver.

# BACK UP TEST





## Curb Line

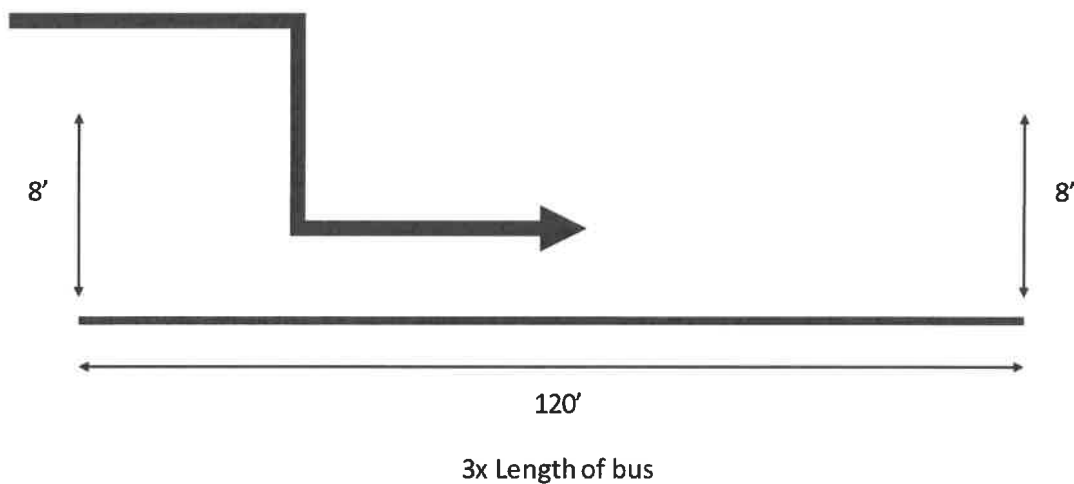
Maximum Score: 25points

**PURPOSE OF TEST:** To determine a driver's skill in pulling close to the curb within a limited distance in a forward movement. Backing into the space is not allowed.

**INSTRUCTIONS:** The course simulates a limited curb length between parked cars. Drivers will use the turn signal and pull close to the curb with both front and rear tires without hitting the simulated curb. Drivers should allow enough distance ahead of the bus to pull away from the curb without having to back up. Drivers must use the left turn signal and left-hand mirror before pulling back into traffic.

**SCORING:** Five demerits are given for failure to use right turn signal and five demerits are given for failure to use left signal. Drivers receive 25 demerits for backing up or hitting the curb. For each six inches or portion thereof that the rear dual wheels are away from the curb, five demerits are given. The total demerits given for this event will not exceed 25.

### **CURB LINE EVENT**



# CURB LINE SCORE SHEET

CONTESTANT NAME \_\_\_\_\_ NUMBER \_\_\_\_\_

MAX SCORE 25

DEMERITS \_\_\_\_\_

SCORE EARNED \_\_\_\_\_

~~~~~

DEMERITS

Failure to use right turn signal	-5	_____
Failure to perform mirror check (Hand signal only)	-5	_____
Tire touches curb.	-25	_____
For each 6" increment from curb	(5) (5) (5) (5) (5)	_____
Backing during the event	-25	_____
Failure to use left turn signal	-5	_____
Failure to perform mirror check (Hand signal only)	-5	_____
Stops with bumper beyond stop line	-25	_____
Stops more than once	-25	_____
Failure to complete event	-25	_____

OFFICIAL SCOREKEEPER _____

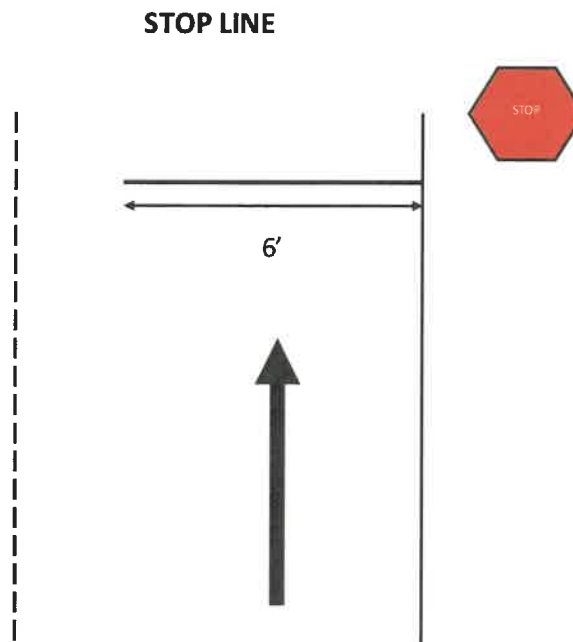
Stop Line Test

Maximum Score 25points

PURPOSE OF TEST: This test is designed to determine the contestant's depth perception, ability to use cross-view mirror, ability to bring his bus to a smooth stop.

INSTRUCTIONS: A stop line 6 feet long will be established. The contestant will be expected to bring his/her bus to a complete stop as close to the stop line as possible. Only one stop will be made. Demerits will be given for more than one stop. The contestants can approach the stop line at any desired speed. Contestants will sound horn after the stop is made and the vehicle has been placed in neutral gear and the parking brake set.

SCORING: Five demerits will be given for each instance of bringing the bus to a stop more than once. If the bus passes over the stop line, 25 demerits will be given. Measurement will be taken from the front surface of the front bumper. The bus is expected to stop within 2 inches of the stop line. Three demerits will be charged for each 2 inches or fraction thereof, that the bus exceeds this tolerance after being brought to the final stop.



STOP LINE SCORE SHEET

CONTESTANT NAME _____ NUMBER: _____

MAX SCORE 25

DEMERITS _____

SCORE EARNED _____

~~~~~

|                           |     | DEMERITS |
|---------------------------|-----|----------|
| 0" to 2"                  |     |          |
| over 2" to 4"             | -3  | _____    |
| over 4" to 6"             | -6  | _____    |
| over 6" to 8"             | -9  | _____    |
| over 8" to 10"            | -12 | _____    |
| over 10" to 12"           | -15 | _____    |
| over 12" to 14"           | -18 | _____    |
| over 14" to 16"           | -21 | _____    |
| over 16" to 18"           | -24 | _____    |
| Stop beyond the stop line | -25 | _____    |
| Stops bus more than once  | -25 | _____    |
| Backs up during event     | -25 | _____    |
| Failure to complete event | -25 | _____    |

OFFICIAL SCOREKEEPER \_\_\_\_\_

## Diminishing Clearance Test

**Maximum Score:** 50 points

**PURPOSE OF TEST:** In this test, the contestant is required to drive his bus in a straight line within diminishing clearances, and to drive in a smooth and continuous manner

**INSTRUCTIONS:** For the purpose of conducting this test, five pairs of parallel standards will be set up, each pair of standards parallel to the next. The distance between each pair of standards is 25 feet and the width of each pair will vary as follows:

1st Pair Standards - Width of bus plus 10"

2nd Pair Standards - Width of bus plus 8"

3rd Pair Standards - Width of bus plus 6"

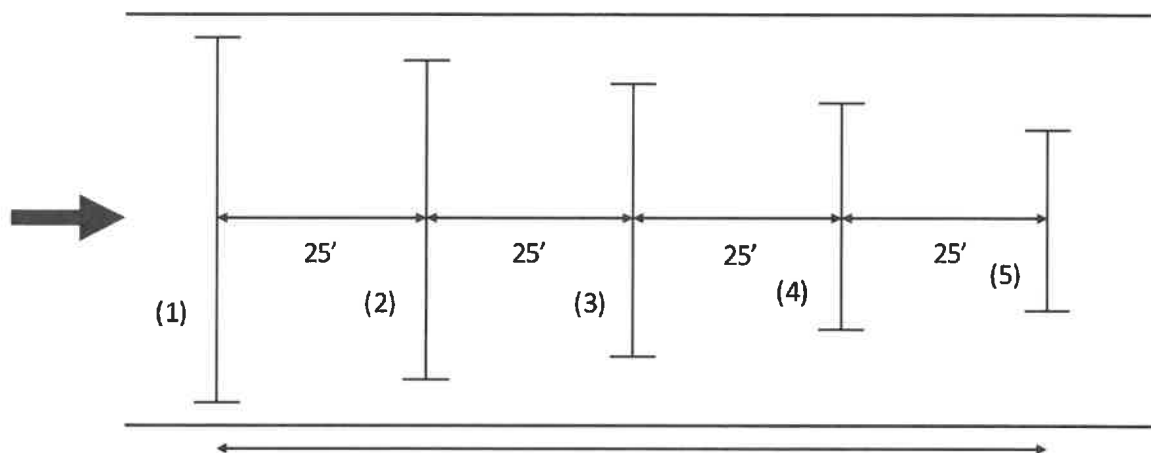
4th Pair Standards - Width of bus plus 4"

5th Pair Standards - Width of bus plus 2"

The contestant will be expected to proceed through this lane in a smooth and continuous manner without making contact with any of the markers.

**SCORING:** Two demerits will be given for each instance of uneven movement (with a maximum of 10 demerits). Four demerits will be charged for each instance of stopping the forward motion of the bus (with a maximum of 20 demerits). Ten demerits will be given for each instance of contact with a marker

### DIMINISHING CLEARANCE



(1) Width of bus plus 10"

100'

Measurement between markers is 25 ft.

(2) Width of bus plus 8"

(3) Width of bus plus 6"

(4) Width of bus plus 4"

(5) Width of bus plus 2"

8' Wide bus

#### Equipment:

10 vertical stanchions

(36" in height, minimum)

# DIMINISHING CLEARANCE

## SCORE SHEET

CONTESTANT NAME: \_\_\_\_\_ NUMBER: \_\_\_\_\_

MAX SCORE 50

DEMERITS \_\_\_\_\_

SCORE EARNED \_\_\_\_\_

~~~~~

DEMERITS

For each instance of jerky or uneven movement of the bus

(2) (2) (2) (2) (2) Max. Of 10 Demerits _____

For each instance of stopping the bus

(4) (4) (4) (4) (4) Max Of 20 Demerits _____

For each instance of bus touching a marker

(10) (10) (10) (10) (10) Max Of 50 Demerits _____

Backing up bus during event -50 _____

Failure to complete event -50 _____

OFFICIAL SCOREKEEPER: _____

Student Loading

Maximum Score: 25 points

PURPOSE OF TEST: This test is designed to evaluate a driver's alertness while loading and unloading elementary pupils. Such items include the proper use of mirrors and the special school bus lighting systems.

INSTRUCTIONS: Contestant will stop the bus to load students using the proper procedure. Contestant will be judged on correct "mirror check" approaching, at the stop, and leaving. Contestant **MUST** use his right hand to indicate clearly to the judges which mirrors are being checked. Also judged will be proper use of the eight way warning lights, turn signals, smooth stopping, placing the transmission in neutral, setting of the parking brake once stopped, foot covering the service brake, proper timing of opening and closing the door, and signaling the students when it is safe to approach and board the bus.

SCORING: Twenty-five demerits will be given for each of the following: failure to activate yellow warning lights, failure to activate red warning lights. Five demerits will be given for each of the following: no mirror check before stop, sudden stop, failure to use signals, foot not covering service brake while stopped, no mirror check before starting up again. The total demerits will not exceed 25.

STUDENT LOAD

SCORE SHEET

CONTESTANT NAME: _____ **NUMBER:** _____

MAX SCORE **25**

DEMERITS _____

SCORE EARNED _____

~~~~~

**DEMERITS**

|                                                                     |     |       |
|---------------------------------------------------------------------|-----|-------|
| Failure to activate amber flashing lights                           | -25 | _____ |
| Failure to use right turn signal                                    | -5  | _____ |
| Abrupt stop and start on Student Loading.                           | -10 | _____ |
| Bus front bumper stopped closer than 10 feet from the student sign. | -10 | _____ |
| Bus front bumper stopped farther than 15 feet from student sign     | -10 | _____ |
| Failure to activate red boarding lights                             | -25 | _____ |
| Failure to use left turn signal                                     | -5  | _____ |
| Failure to complete event                                           | -25 | _____ |

**OFFICIAL SCOREKEEPER:** \_\_\_\_\_

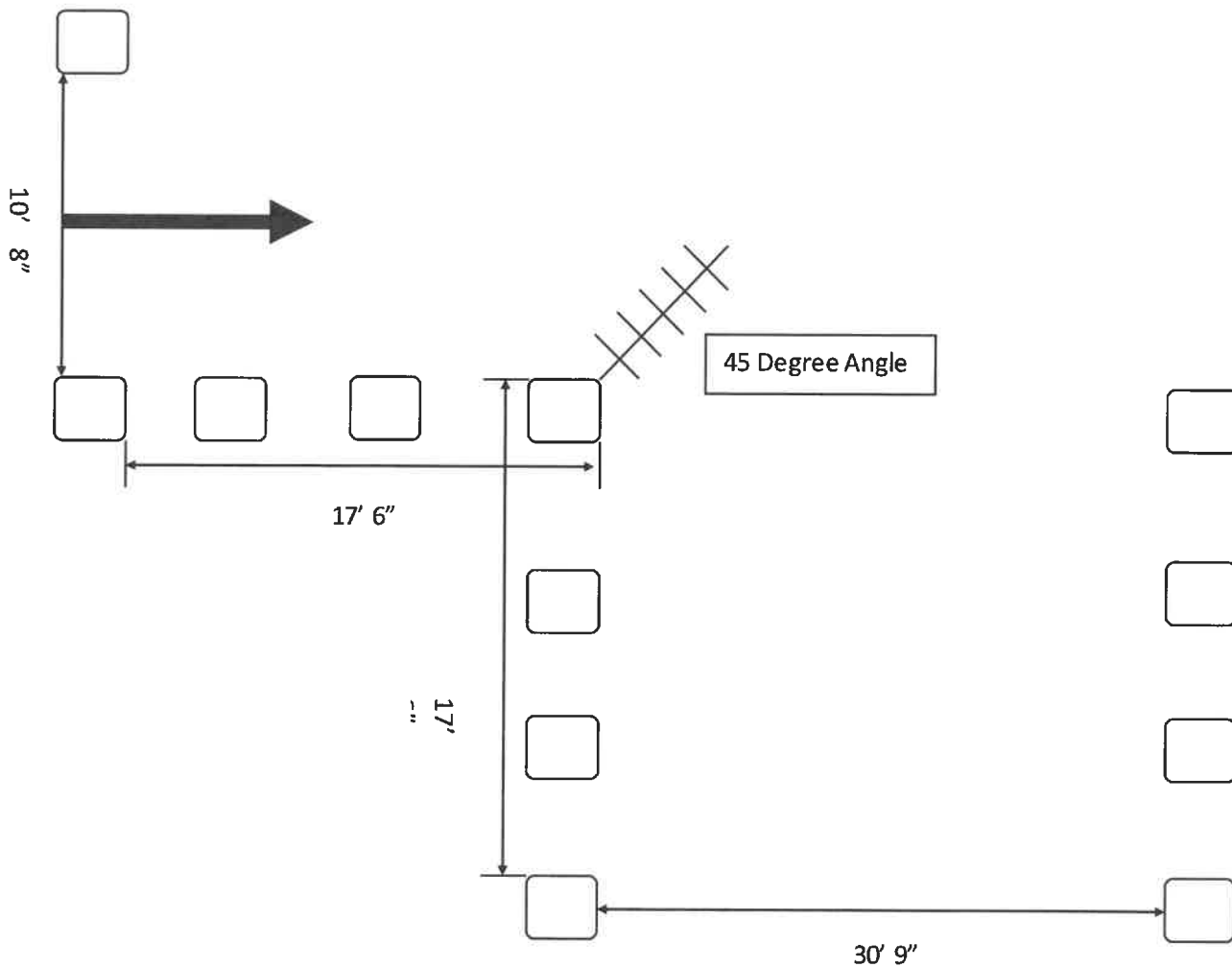
## Right Turn

Maximum Score: 50 points

**PURPOSE OF TEST:** To determine the driver's ability to negotiate a tight 90 degree turn.

**INSTRUCTIONS:** The corner is marked with cones and the driver must drive the bus to pass within six (6) inches of the pivot cone on the corner.

**SCORING:** Ten (10) demerits will be given for each cone that is touched. Five (5) demerits will be given for each 6" segment beyond the first 6" of the pivot cone. Ten (10) demerits will be given for each time the bus is backed. Twenty-five (25) demerits will be given if the bus touches the pivot cone.



# RIGHT TURN EVENT

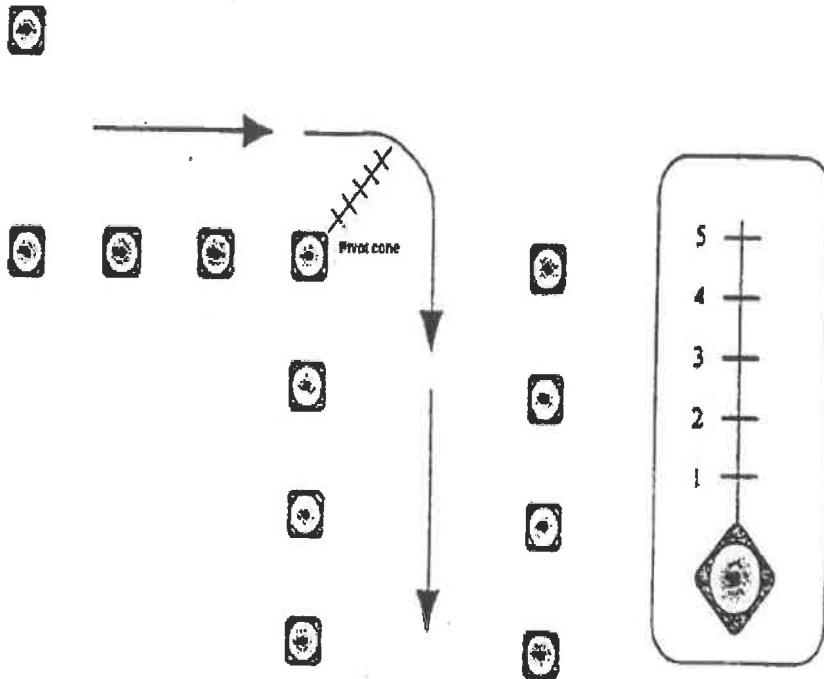
## SCORE SHEET

CONTESTANT NAME: \_\_\_\_\_ NUMBER: \_\_\_\_\_

MAX. SCORE 50

DEMERITS \_\_\_\_\_

SCORE EARNED \_\_\_\_\_



Note: Put check mark by each cone touched / check off rear tire marker.

### PENALTIES

1. 10 points off for each cone touched
2. 5 points off for each 6" segment beyond the first 6" of the pivot cone
3. 50 points off for backing during the event
4. 25 points off for touching the pivot cone

### SCORE

- |                                   |                    |
|-----------------------------------|--------------------|
| 1. Cones touched.                 | _____ X 10 = _____ |
| 2. Excessive rear tire clearance. | _____ X 5 = _____  |
| 3. Backing during the event.      | _____ X 50 = _____ |
| 4. Pivot cone touched.            | _____ X 25 = _____ |

OFFICIAL SCOREKEEPER: \_\_\_\_\_

## Straight Line

**Maximum Score:** 50 points

**PURPOSE OF TEST:** To determine the driver's ability to maneuver the right wheels of a school bus over a straight path of a given width.

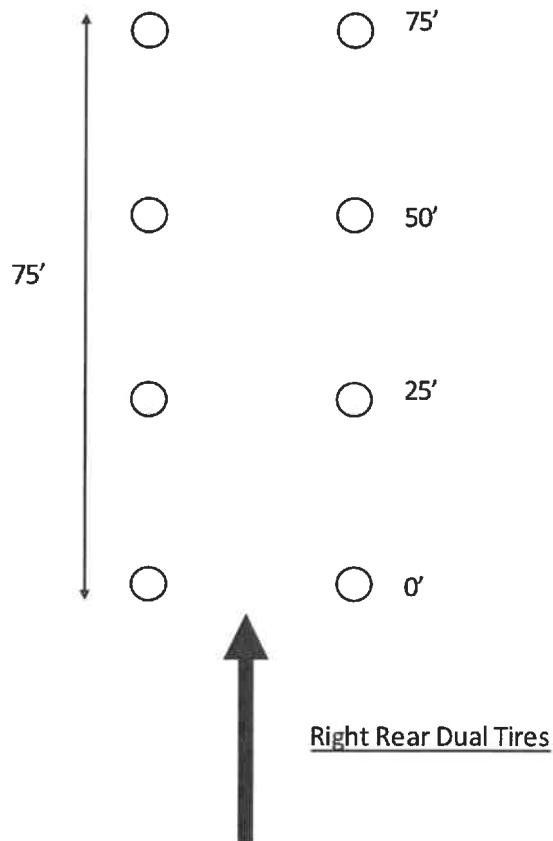
**INSTRUCTIONS:** The right wheels of the bus must travel the indicated path without striking or moving markers with any wheel. The bus must be operated in a continuous forward motion. The distance between the markers is the width of the dual wheels plus three (3) inches.

**SCORING:** Fifty (50) demerits will be given for failure to complete event, or failure to keep the door closed during the event. Two (2) demerits will be given for jerky or uneven movement of the bus, with a maximum of ten (10) demerits. Four (4) demerits will be given for each instance of stopping the forward motion, with a maximum of twenty (20) demerits. Five (5) demerits will be given for each instance the bus touches or knocks a marker off. Ten (10) demerits will be given for each marker, where the driver drives on either side of the markers.

### **STRAIGHTLINE**

Each pair of tennis balls is separated by the distance of the width of bus dual tires plus 3"

Equipment: Eighty tennis balls on holders



**STRAIGHT LINE TEST**

**SCORE SHEET**

**CONTESTANT NAME:** \_\_\_\_\_ **NUMBER:** \_\_\_\_\_

**MAX. SCORE**        **50**  
**DEMERITS**        \_\_\_\_\_  
**SCORE EARNED** \_\_\_\_\_



|                                                         |                                                                   | <b>DEMERITS</b> |
|---------------------------------------------------------|-------------------------------------------------------------------|-----------------|
| Each instance of jerky or uneven movement of the bus    |                                                                   |                 |
|                                                         | (2) (2) (2) (2) (2)        max of 10 demerits                     | _____           |
| Each instance of stopping the forward motion            |                                                                   |                 |
|                                                         | (4) (4) (4) (4) (4)        max of 20 demerits                     | _____           |
| Each instance of where bus touches or knocks marker off |                                                                   |                 |
|                                                         | (5) (5) (5) (5) (5) (5) (5) (5) (5) (5)        max of 50 demerits | _____           |
| Drives to either side of pair of markers                |                                                                   |                 |
|                                                         | (10) (10) (10) (10) (10)        max of 50 demerits                | _____           |
| Backing during the event                                | -50                                                               | _____           |
| Failure to complete event                               | -50                                                               | _____           |

**OFFICIAL SCOREKEEPER:** \_\_\_\_\_

## **Offset Alley Test**

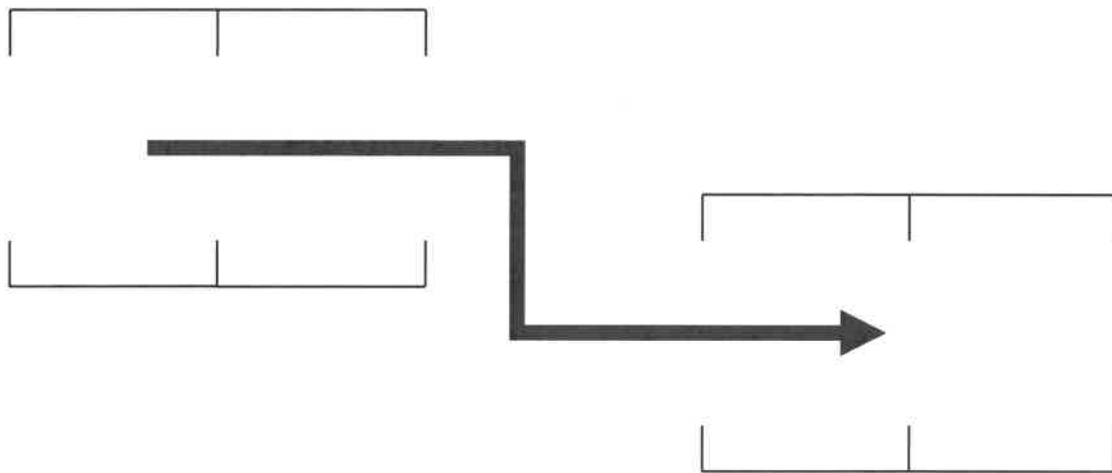
Maximum Score: 50 points

**PURPOSE OF TEST:** This test is designed to evaluate the driver's ability to handle the bus under actual or simulated driving conditions. The contestant must drive the bus through two off-set lanes with a minimum of hesitation and without touching the barriers or flag tips.

**INSTRUCTIONS:** Two sets of parallel barriers, ten feet long are set up with tips ten feet apart. The right hand barrier of the first set is placed in a direct line with the left-hand barrier of the second set (the offset barriers). The distance between the two sets of barriers (from the end of the first set to the beginning of the second set) is the length of the bus plus three (3) feet. The direction of the off-set (left or right) will be determined on the day of the event.

**SCORING:** Fifty (50) demerits will be given for any backing during the event, touching the barriers, not flag tips, for not completing the event, or opening the door during the event. Eight (8) demerits will be given for each instance of stopping the bus, maximum of 16 demerits. The following demerits will be given for each instance of touching any flag tips: 1st instance = 7 demerits, 2nd instance = 21 demerits, 3rd instance = 42 demerits and 4th instance = 50 demerits.

### **OFFSET ALLEY**



**(Distance between barriers is length of bus plus 3 feet)**

**Width of barrier alley is 10 feet**

**Length of barriers is 10 feet**

**OFFSET ALLEY TEST  
SCORE SHEET**

CONTESTANT NAME: \_\_\_\_\_ NUMBER: \_\_\_\_\_

MAX SCORE            50

DEMERITS            \_\_\_\_\_

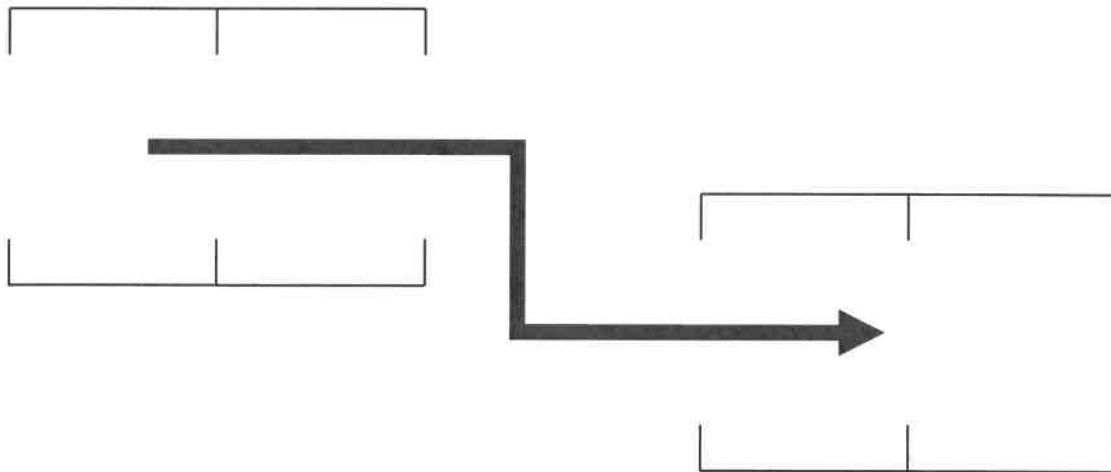
SCORE EARNED \_\_\_\_\_

~~~~~

DEMERITS

Each instance of stopping forward motion of the bus (8) (8)	max of 16 demerits	_____
For each flag tip that is touched. (7) (21) (42) (50)	max of 50 demerits	_____
Backing of bus during the event	-50	_____
Touching a barrier	-50	_____
Failure to complete the event	-50	_____

Indicate which flag tip or barrier has been touched



OFFICIAL SCOREKEEPER: _____

Railroad Crossing Test

Maximum Score: 25 points

PURPOSE OF TEST: This test evaluates the driver's knowledge of laws and regulations required to operate a school bus across railroad tracks.

INSTRUCTIONS: A simulated railroad crossing will be established. The layout will be as follows:

1. A 102 foot roadway that crosses one set of tracks.
2. A railroad crossing sign will be placed in the proper position at the right side of the roadway.

SCORING: All items will be judged from the time the contestant approaches the crossing until he reaches the other side of the crossing. He will be checked on his use of directional signals, mirrors, stopping the bus, opening the door, checking track, driving across the railroad tracks, etc. While most violations in this and other tests are violations of fixed laws and regulations, some are based on generally accepted safe driving procedures.

WHEN APPROACHING AND LEAVING THE RAILROAD CROSSING, THE CONTESTANT **MUST USE HIS RIGHT HAND TO INDICATE CLEARLY TO THE JUDGES THAT THE PROPER "MIRROR CHECK" WAS ACCOMPLISHED.**

The following procedures for school bus drivers at railroad grade crossing are taken from the CDL Regulations.

1. The driver of any school bus, whether carrying passengers or not, must, before crossing any track, bring his bus to a full and complete stop not less than 15 feet or more than 50 feet from the rail nearest the front of the bus.
2. When drivers make stops for railroad crossings, they shall carefully observe traffic and reduce speed, far enough in advance of the stop to avoid trapping other motorists in panic stops or rear-end collisions with the bus. On multiple lane roadways, no such stop shall be made in the center or left hand lane.
3. No special signs, signals, or flashers designated only for use on school buses shall be activated while stopping or stopped for this purpose.
4. The driver when stopped shall fully open the entrance door, and after the stop and while so stopped, listen and look in both directions along the track for approaching trains. Prior to resumption of motion, the entrance door must be closed.
5. If the view of the track for a distance of 1000 feet in either direction is not clear or is obstructed in any way, no portion of the bus may be propelled onto the tracks until, by personal visual inspection, the driver has made certain that no train is approaching. In no instance may a signal indicating safety be considered as conclusive or serve to abrogate this precaution.

6. Drivers shall, in every instance, cross the tracks in a gear that will not necessitate changing gears while traversing the crossing.

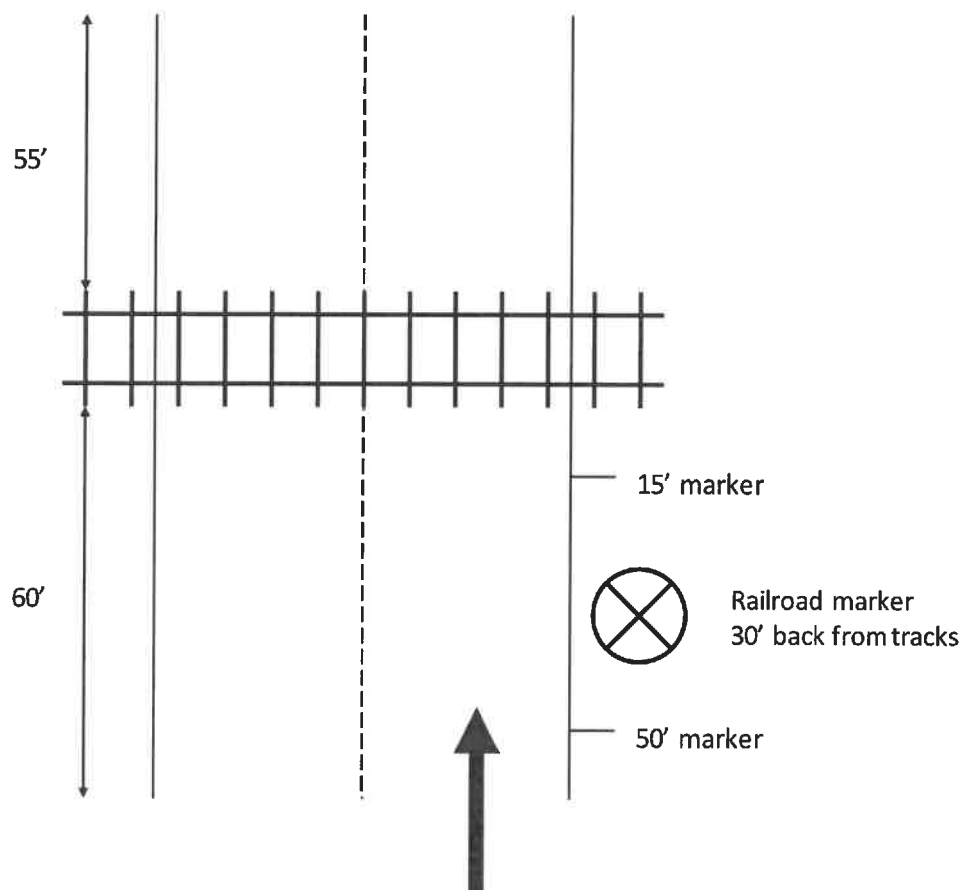
7. In the event that a train has passed over the crossing, no bus driver shall drive his bus onto said track until such train has sufficiently cleared the crossing so that the driver is certain that no train, hidden by the first train, is approaching on adjacent track. 8. For improved vision and hearing, a window at the driver's left should be opened and all noisy equipment (fans, etc.) should be shut off until the bus has cleared the crossing.

RAILROAD CROSSING EVENT

Equipment:

Wood tracks (1" thick) (tape or painted tracks can be used)

Railroad sign



RAILROAD CROSSING TEST

SCORE SHEET

CONTESTANT NAME: _____ **NUMBER:** _____

MAX. SCORE **25**

DEMERITS _____

SCORE SHEETS _____

~~~~~

**DEMERITS**

|                                               |     |       |
|-----------------------------------------------|-----|-------|
| Failure to activate 4-way flashers            | -5  | _____ |
| Stops closer than 15' from tracks             | -10 | _____ |
| Stops further than 50' from tracks            | -10 | _____ |
| Failure to open door at crossing              | -10 | _____ |
| Failure to open window at crossing            | -10 | _____ |
| Failure to check up and down tracks           | -10 | _____ |
| Improper use of school bus flashers           | -10 | _____ |
| Failure to fully clear tracks with entire bus | -15 | _____ |
| Failure to cancel signals                     | -5  | _____ |
| Failure to complete event                     | -25 | _____ |

**OFFICIAL SCOREKEEPER:** \_\_\_\_\_

# SUMMARY SHEET

CONTESTANT NAME: \_\_\_\_\_ NUMBER: \_\_\_\_\_

**MAX. SCORE**      **575**

**DEMERITS**      \_\_\_\_\_

**SCORE EARNED** \_\_\_\_\_

~~~~~

EVENT	MAX. SCORE	DEMERITS	SCORE
Written Examination	100 points	_____	_____
Pre-Trip Inspection	75 points	_____	_____
Height Judgment	25 points	_____	_____
Riding Judge	25 points	_____	_____
Back up Test	50 points	_____	_____
Curb Line	25 points	_____	_____
Stop Line	25 points	_____	_____
Diminishing Clearance	50 points	_____	_____
Student Loading	25 points	_____	_____
Right Turn	50 points	_____	_____
Straight Line	50 points	_____	_____
Offset Alley	50 points	_____	_____
Railroad Crossing Test	25 points	_____	_____
TOTAL POSSIBLE SCORE			
	575 points	_____	_____